

# MARKET REACTION TO OIL SUPPLY SHOCKS

The current conflict in the Middle East is eliciting strong feelings of déjà vu from investors: yet another war in an oil-rich region is constraining supply and boosting energy prices while raising the prospect of higher inflation and, consequently, restrictive monetary policy. However, this conflict doesn't exist in a vacuum; while materially higher energy prices—particularly if sustained—would have a net negative impact on the global economy, there are many other economic tailwinds acting as counterweights.

If the oil shock persists, one might reasonably expect that global economic growth will stagnate amid higher inflation and potentially higher global interest rates. Assuming the worst-case scenario materializes, how might we expect global risk assets to perform? Perhaps the best way to gauge future performance is to analyze how markets behaved during four prior oil shocks<sup>1</sup>: 1) the Arab Oil Embargo, 2) the Iranian Revolution, 3) the Gulf War, and 4) Russia's invasion of Ukraine. **In each of these prior oil shocks, the initial drawdown of the cheapest quintile\* of stocks' was either comparable or less severe than that of the most expensive quintile\* of stocks, and their recovery was decidedly more powerful.**

**Exhibit 1: Drawdown Comparison Between Four Prior Oil Shock Periods**

		Drawdown Duration (Months)	Drawdown Severity (%)	Recovery Duration (Months)
Arab Oil Embargo†	Cheap*	22	-35%	30
	Expensive*	22	-58%	84
Iranian Revolution	Cheap	2	-8%	4
	Expensive	1	-7%	10
Gulf War	Cheap	3	-21%	18
	Expensive	2	-23%	37
Ukraine Invasion	Cheap	8	-23%	12
	Expensive	9	-34%	32
<b>Average</b>	<b>Cheap</b>	<b>8.75</b>	<b>-22%</b>	<b>16</b>
	<b>Expensive</b>	<b>8.5</b>	<b>-31%</b>	<b>40.75</b>

Source: Sanford C. Bernstein & Co., Pzena analysis  
Universe is the MSCI ACWI Index. Cumulative total return data, in U.S. dollars, from 1972 through 2022  
†Only U.S. data was available; universe is the 1,000 largest stocks in the U.S.

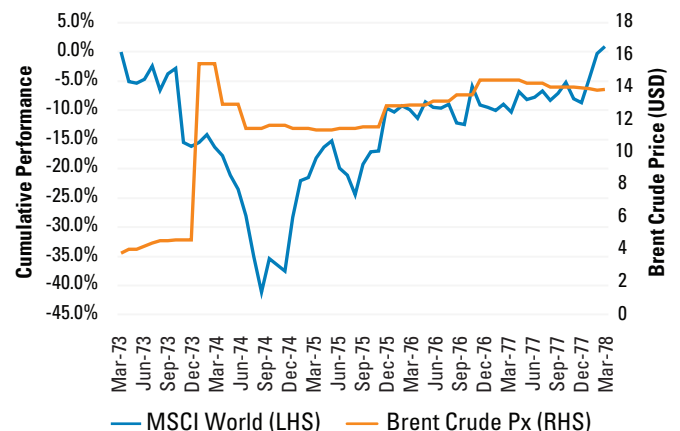
\*Cheap = stocks within the cheapest quintile measured on an equally weighted basis based on price/book of the relevant universe. Expensive = most expensive quintile. See respective chart details for specific universe.

1. Performance periods begin at the prior peak

## ARAB OIL EMBARGO

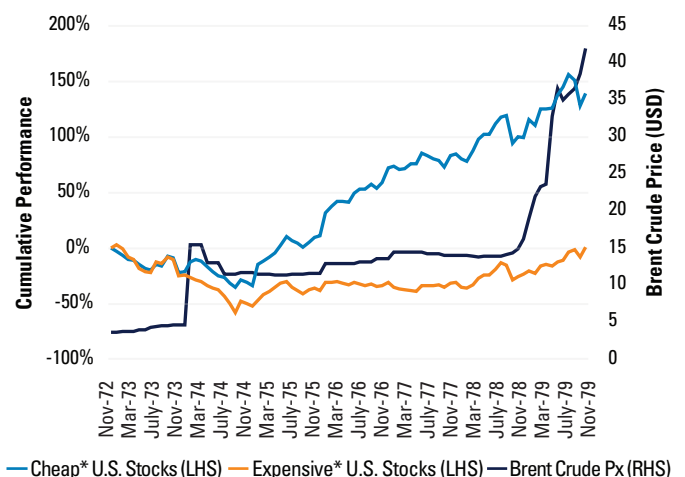
The U.S. economy was already on dangerous footing heading into the 1970s, as a result of years of expansionary fiscal policy that sent inflation from less than 2% to more than 6% by the turn of the decade<sup>2</sup>. By the time the oil shock occurred, the U.S. economy was improving but not strong enough to absorb higher energy prices. Cheap stocks went on to materially outperform expensive stocks, as the expensive and longer-duration “Nifty Fifty” cohort fizzled out in the face of higher inflation and interest rates.

**Exhibit 2: The Arab Oil Embargo (Global)**



Source: FactSet, Sanford C. Bernstein & Co., Pzena analysis

**Exhibit 3: The Arab Oil Embargo (U.S.)**



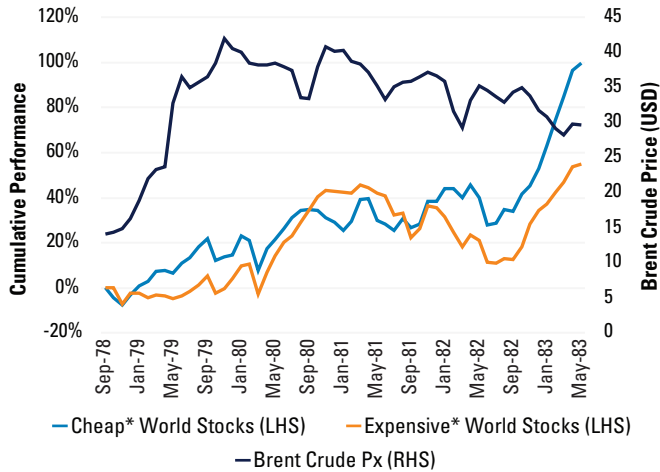
Source: FactSet, Sanford C. Bernstein & Co., Pzena analysis  
Universe is the top 1,000 U.S. stocks by market capitalization

2. Factset

## IRANIAN REVOLUTION

Despite a spike in crude prices of approximately 200%, the drawdown in global stocks was short-lived, as corporate earnings (at least for the S&P) managed to grow over this period, along with both nominal and real GDP.

**Exhibit 4: The Iranian Revolution**

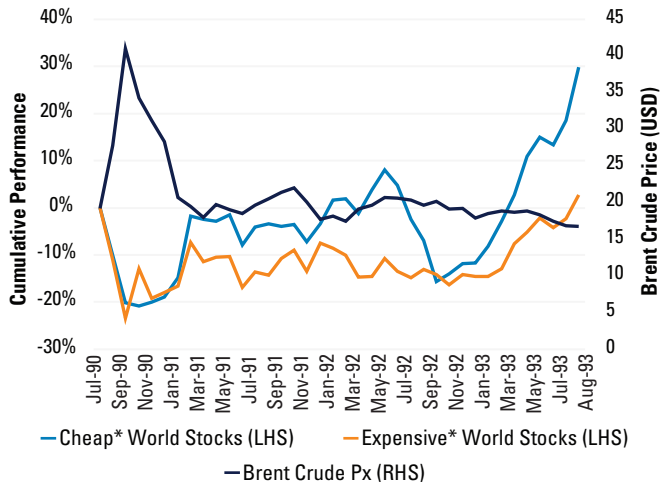


Source: FactSet, Sanford C. Bernstein & Co., Pzena analysis  
Universe is the MSCI World Index

## THE GULF WAR

Because rates were already high when Iraq invaded Kuwait in August 1990, there was room for the Fed to cut, which helped declining corporate profits. The transitory oil price spike, coupled with accommodative monetary policy, laid the foundation for an equity rally once crude prices peaked.

**Exhibit 5: The Gulf War**

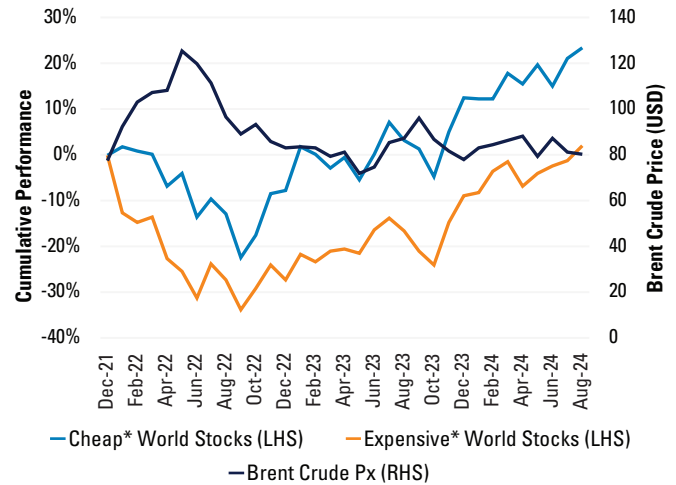


Source: FactSet, Sanford C. Bernstein & Co., Pzena analysis  
Universe is the MSCI World Index

## THE INVASION OF UKRAINE

Similar to what happened in the early 1970s, a surge in inflation hit longer-duration, expensive stocks the hardest after Russia's invasion of Ukraine in 2022, while cheap stocks held up relatively well. Inflation was already elevated before the oil price spike due to massive fiscal stimulus following the COVID-19 pandemic.

**Exhibit 6: The Invasion of Ukraine**



Source: FactSet, Sanford C. Bernstein & Co., Pzena analysis  
Universe is the MSCI World Index

\*Cheap = stocks within the cheapest quintile measured on an equally weighted basis based on price/book of the relevant universe. Expensive = most expensive quintile. See respective details for specific universe.

## FURTHER INFORMATION

This document is intended solely for informational purposes. The views expressed reflect the current views of Pzena Investment Management (“PIM”) as of the date hereof and are subject to change. PIM is a registered investment adviser registered with the United States Securities and Exchange Commission. PIM does not undertake to advise you of any changes in the views expressed herein. There is no guarantee that any projection, forecast, or opinion in this material will be realized. Past performance does not predict future returns.

All investments involve risk, including loss of principal. Investments may be in a variety of currencies and therefore changes in rates of exchange between currencies may cause the value of investments to decrease or increase. The price of equity securities may rise or fall because of economic or political changes or changes in a company’s financial condition, sometimes rapidly or unpredictably. Investments in foreign securities involve political, economic and currency risks, greater volatility and differences in accounting methods. These risks are greater for investments in Emerging Markets. PIM’s strategies emphasize a “value” style of investing, which targets undervalued companies with characteristics for improved valuations. This style of investing is subject to the risk that the valuations never improve or that returns on “value” securities may not move in tandem with the returns on other styles of investing or the stock market in general.

This document does not constitute a current or past recommendation, an offer, or solicitation of an offer to purchase any securities or provide investment advisory services and should not be construed as such. The information contained herein is general in nature and does not constitute legal, tax, or investment advice. PIM does not make any warranty, express or implied, as to the information’s accuracy or completeness. Prospective investors are encouraged to consult their own professional advisers as to the implications of making an investment in any securities or investment advisory services.

The specific portfolio securities discussed in this presentation were selected for their inclusion to help you better understand our investment process. They do not represent all of the securities purchased or sold for our client accounts during any particular period, and it should not be assumed that investments in such securities were or will be profitable. PIM is a discretionary investment manager and does not make “recommendations” to buy or sell any securities.

The MSCI information may only be used for your internal use, may not be reproduced or disseminated in any form and may not be used as a basis for or a component of any financial instruments or products or indices. None of the MSCI information is intended to constitute investment advice or a recommendation to make (or refrain from making) any kind of investment decision and may not be relied on as such. Historical data and analysis should not be taken as an indication or guarantee of any future performance analysis, forecast or prediction. The MSCI information is provided on an “as is” basis and the user of this information assumes the entire risk of any use made of this information. MSCI, each of its affiliates and each other person involved in or related to compiling, computing or creating any MSCI information (collectively, the MSCI Parties) expressly disclaims all warranties (including, without limitation, any warranties of originality, accuracy, completeness, timeliness, non-infringement, merchantability and fitness for a particular purpose) with respect to this information. Without limiting any of the foregoing, in no event shall any MSCI party have any liability for any direct, indirect, special, incidental, punitive, consequential (including, without limitation, lost profits) or any other damages.

### **For UK Investors:**

This marketing communication is issued by Pzena Investment Management, Limited (“PIM UK”). PIM UK is a limited company registered in England and Wales with registered number 09380422, and its registered office is at 34-37 Liverpool Street, London EC2M 7PP, United Kingdom. PIM UK is an appointed representative of Vittoria & Partners LLP (FRN 709710), which is authorised and regulated by the Financial Conduct Authority (“FCA”). The Pzena documents have been approved by Vittoria & Partners LLP and, in the UK, are only made available to professional clients and eligible counterparties as defined by the FCA.

### **For Jersey Investors Only:**

Consent under the Control of Borrowing (Jersey) Order 1958 (the “COBO” Order) has not been obtained for the circulation of this document. Accordingly, the offer that is the subject of this document may only be made in Jersey where the offer is valid in the United Kingdom or Guernsey and is circulated in Jersey only to persons similar to those to whom, and in a manner similar to that in which, it is for the time being circulated in the United Kingdom, or Guernsey, as the case may be. The directors may, but are not obliged to, apply for such consent in the future. The services and/or products discussed herein are only suitable for sophisticated investors who understand the risks involved. Neither Pzena Investment Management, Ltd. nor Pzena Investment Management, LLC nor the activities of any functionary with regard to either Pzena Investment Management, Ltd. or Pzena Investment Management, LLC are subject to the provisions of the Financial Services (Jersey) Law 1998.