

# INTERNATIONAL SMALL CAP VALUE

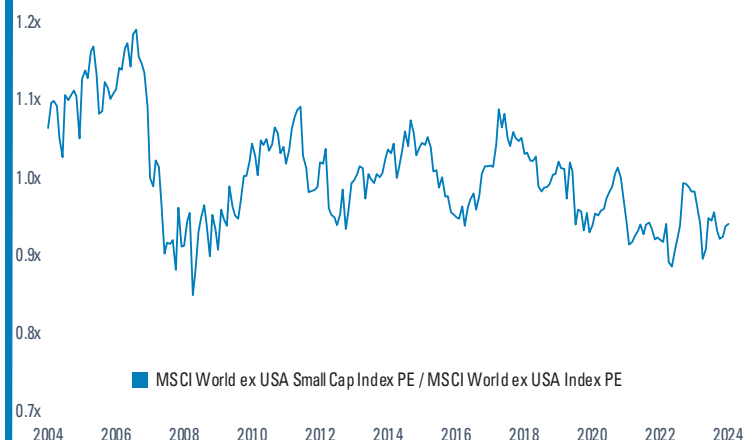
PZENA Investment Management

February 2025  
For Professional Investors Only

International small-cap stocks are attractively valued and have historically generated better returns than large caps. They offer a broader, more diverse, less correlated, and undiscovered universe of opportunities.

We believe today is a particularly attractive entry point for small-cap stocks internationally. Despite rising over 85% since the depths of COVID, international small-cap stocks are trading at a notable discount relative to international large-cap stocks (Exhibit 1).

## Exhibit 1 International Small Caps at Compelling Relative Valuations Past 20 Years MSCI World ex USA Small & Large Cap Relative Price/Earnings Ratio



Source: FactSet, Pzena analysis  
Trailing price/earnings data from December 31, 2004 - December 31, 2024.

## WHY SMALL CAP?

Small-cap investing is a cousin of value investing. While small-cap investors search among undiscovered stocks, value investors search among unpopular stocks. As such, it should not be surprising that pairing small-cap with value investing has generated superior historical returns.

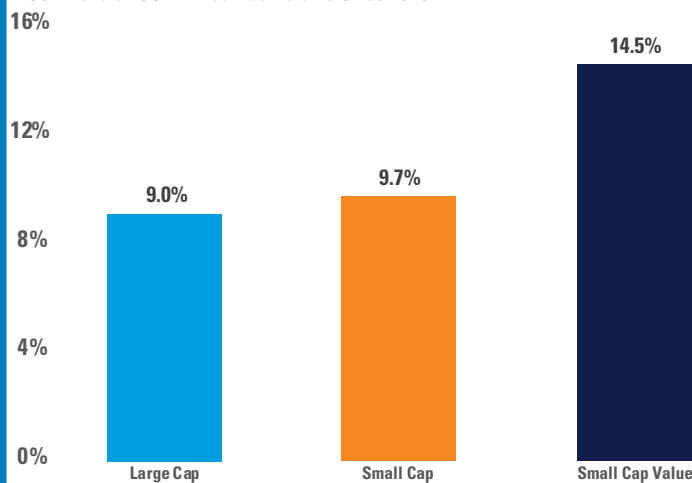
## THE SMALL-CAP ADVANTAGE

Small-cap stocks, especially those outside the US, provide access to a wide array of niche businesses, currencies, economies, regulatory regimes, languages, and market cycles. Understanding these nuances across different geographical areas can present lucrative opportunities; however, specific skills and judgment are required.

Historically, although small caps have exhibited higher short-term volatility than their large-cap counterparts, they have generated better risk-adjusted returns, while offering a broader, more diverse, and less correlated universe of stocks.

Performance: International small-cap stocks have beaten their large-cap equivalents by approximately 70 basis points per year since 1975, and small-cap value stocks have beaten the style-neutral broader small-cap index by approximately 480 basis points per year (Exhibit 2).

## Exhibit 2 The International Small Cap Advantage MSCI World ex USA Annualized Returns Since 1975



Source: Sanford C. Bernstein & Co., MSCI, Pzena analysis  
Large Cap = MSCI World ex USA Index. Small Cap = Bernstein's MSCI World ex USA Small Cap universe (cap-weighted returns). Small Cap Value = Cheapest quintile price to book of the MSCI World ex USA Small Cap universe (equal-weighted returns). All total return data in US dollars from January 1, 1975 - December 31, 2024. Does not represent any specific Pzena product or service. Past performance is not indicative of future returns.

## THE VALUE OPPORTUNITY IN SMALL CAP

We believe it is a particularly attractive time for international small-cap value. The current fundamentals of the cheapest quintile of small-cap stocks are significantly better than those of the most expensive stocks. The cheapest stocks have also performed considerably better historically.

## Exhibit 3 Similar Fundamentals at Different Valuations in International Small Cap

Price/Normal Quintile <sup>1</sup>	Historical Return on Equity <sup>2</sup>	Historical Revenue Growth <sup>2</sup>	Forward P/E <sup>3</sup>
Q1 (cheapest)	11%	11%	10x
Q2	10%	10%	12x
Q3	10%	10%	14x
Q4	9%	11%	20x
Q5 (expensive)	4%	16%	28x

Ken French Price/Book Quintile <sup>4</sup>	Annualized Return Since 1990 <sup>5</sup>
Q1 (cheapest)	10.8%
Q2	7.8%
Q3	5.6%
Q4	3.7%
Q5 (expensive)	0.3%

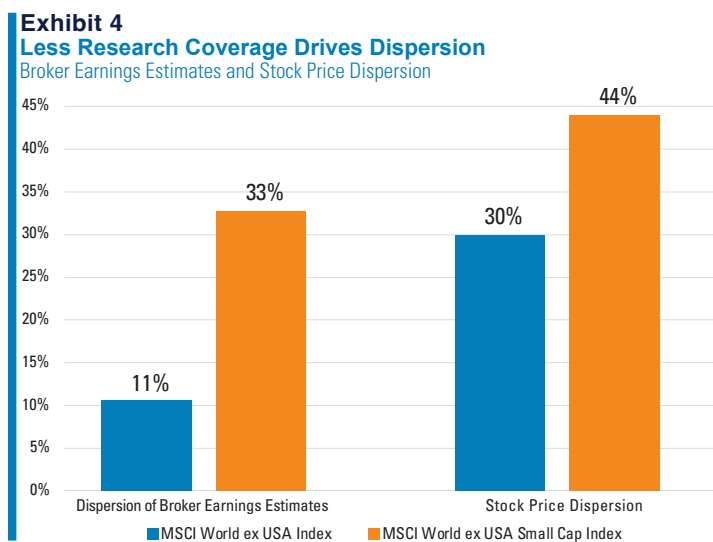
Source: FactSet, Kenneth R. French, Pzena analysis  
1 Valuation quintile buckets based on Pzena's price-to-normalized earnings estimates. 2 Trailing 10-year period; median data for ROE. 3 Consensus FY1 estimates per FactSet. Universe used for top table is the MSCI World ex USA Small Cap; data as of December 31, 2024. 4 Quintiles based on price/book within the smallest 20% of stocks of Ken French's Developed Market ex US universe. 5 Total return annualized in US dollars from July 1, 1990 - December 31, 2024 (cap-weighted returns). Past performance is not indicative of future returns.

# INTERNATIONAL SMALL CAP VALUE CONT.

## ACTIVE ADVANTAGE IN SMALL CAP

As an underallocated, underfollowed asset class, small-cap investing is especially attractive for active management, because it is a less crowded corner of the equity universe.

**Undiscovered:** Small-cap value stocks – and small-cap stocks more generally – tend to attract less attention from equity research firms than large caps. Thirty-two percent of international small-cap stocks are followed by fewer than four analysts, compared with just three percent of international large-cap stocks<sup>1</sup>. The lack of analyst coverage is partly due to the large number of companies within the small-cap universe relative to the large-cap universe. Thin analyst coverage typically manifests in less company information available to the investment community, which may lead to investment controversy not being widely understood. With less Wall Street analyst coverage, earnings estimates and annual returns are also more dispersed (Exhibit 4).



Source: FactSet, Pzena analysis.

<sup>1</sup> The average standard deviation of all broker FY1 EPS estimates for each stock in the index as of December 31, 2024.

Data is smoothed using monthly data for trailing 12-month period.

<sup>2</sup> The standard deviation of returns for all holdings in the index; calculated annually. Data from December 31, 2004 - December 31, 2024

Uncertainty around cashflows and earnings creates opportunities for active managers to outperform through deep fundamental research. Successfully investing in a universe with a dearth of analyst coverage requires a dedicated research team with a disciplined process; our team canvasses the globe, sifting through the broad and diverse international small-cap universe in efforts to find truly outstanding potential investment opportunities.

## THE PZENA ADVANTAGE

As with all strategies at Pzena, we manage our International Small Cap Focused Value strategy with a focus on building concentrated portfolios of undervalued businesses, often experiencing temporary issues.

We utilize our proprietary screening tool StockAnalyzer to sift through the cheapest 20% of the vast small-cap investment universe for potential research candidates and assign research priority to the most interesting companies.

<sup>1</sup> Source: FactSet

Our 30 research analysts cover companies according to global industry. When we research a small-cap company, our industry analysts often already have a deep knowledge of the competitive landscape, as well as the customer and supplier bases across the globe. The impact of this knowledge base is particularly crucial in the small cap universe, given the underfollowed nature and the unique dynamics of the companies in the universe, many of which operate in niche businesses.

The product of our process is an educated estimate of normalized earnings, as well as a thesis for how company management can turn around the business. Crucial to outperforming is focusing on purchasing good companies trading at steep discounts, due to temporary distress, which is often idiosyncratic and company-specific in nature.

Our rigorous fundamental research, paired with a structured process to uncover potential ideas across a broad, underfollowed, underallocated universe, gives us the opportunity to achieve meaningful out-performance over the long term.

## FURTHER INFORMATION

This document is intended solely for informational purposes. The views expressed reflect the current views of Pzena Investment Management (“PIM”) as of the date hereof and are subject to change. PIM is a registered investment adviser registered with the United States Securities and Exchange Commission. PIM does not undertake to advise you of any changes in the views expressed herein. There is no guarantee that any projection, forecast, or opinion in this material will be realized. Past performance is not indicative of future results. All investments involve risk, including risk of total loss.

This document does not constitute a current or past recommendation, an offer, or solicitation of an offer to purchase any securities or provide investment advisory services and should not be construed as such. The information contained herein is general in nature and does not constitute legal, tax, or investment advice. PIM does not make any warranty, express or implied, as to the information’s accuracy or completeness. Prospective investors are encouraged to consult their own professional advisers as to the implications of making an investment in any securities or investment advisory services.

All investments involve risk, including loss of principal. The price of equity securities may rise or fall because of economic or political changes or changes in a company’s financial condition, sometimes rapidly or unpredictably. Investments in foreign securities involve political, economic and currency risks, greater volatility and differences in accounting methods. These risks are greater for investments in Emerging Markets. Investments in small-cap or mid-cap companies involve additional risks such as limited liquidity and greater volatility than larger companies. PIM’s strategies emphasize a “value” style of investing, which targets undervalued companies with characteristics for improved valuations. This style of investing is subject to the risk that the valuations never improve or that returns on “value” securities may not move in tandem with the returns on other styles of investing or the stock market in general.

The MSCI information may only be used for internal use, may not be reproduced or disseminated in any form and may not be used as a basis for or a component of any financial instruments or products or indices. None of the MSCI information is intended to constitute investment advice or a recommendation to make (or refrain from making) any kind of investment decision and may not be relied on as such. Historical data and analysis should not be taken as an indication or guarantee of any future performance analysis, forecast or prediction. The MSCI information is provided on an “as is” basis and the user of this information assumes the entire risk of any use made of this information. MSCI, each of its affiliates and each other person involved in or related to compiling, computing or creating any MSCI information (collectively, the MSCI Parties) expressly disclaims all warranties (including, without limitation, any warranties of originality, accuracy, completeness, timeliness, non-infringement, merchantability and fitness for a particular purpose) with respect to this information. Without limiting any of the foregoing, in no event shall any MSCI party have any liability for any direct, indirect, special, incidental, punitive, consequential (including, without limitation, lost profits) or any other damages.

The MSCI World ex-USA Small Cap Index is a free float-adjusted market capitalization index that is designed to measure small cap developed market equity performance, excluding the United States, and provides equity returns including dividends net of withholding tax rates as calculated by MSCI.

The MSCI World ex USA Index captures large and mid cap representation across 22 of 23 Developed Markets (DM) countries, excluding the United States.

**For UK Investors:** This marketing communication is issued by Pzena Investment Management, Limited (“PIM UK”). PIM UK is a limited company registered in England and Wales with registered number 09380422, and its registered office is at 34-37 Liverpool Street, London EC2M 7PP, United Kingdom. PIM UK is an appointed representative of Vittoria & Partners LLP (FRN 709710), which is authorised and regulated by the Financial Conduct Authority (“FCA”). The Pzena documents have been approved by Vittoria & Partners LLP and, in the UK, are only made available to professional clients and eligible counterparties as defined by the FCA. Past performance is not indicative of future results. The value of your investment may go down as well as up, and you may not receive upon redemption the full amount of your original investment. The views and statements contained herein are those of Pzena Investment Management and are based on internal research.

**For Jersey Investors Only:** Consent under the Control of Borrowing (Jersey) Order 1958 (the “COBO” Order) has not been obtained for the circulation of this document. Accordingly, the offer that is the subject of this document may only be made in Jersey where the offer is valid in the United Kingdom or Guernsey and is circulated in Jersey only to persons similar to those to whom, and in a manner similar to that in which, it is for the time being circulated in the United Kingdom, or Guernsey, as the case may be. The directors may, but are not obliged to, apply for such consent in the future. The services and/or products discussed herein are only suitable for sophisticated investors who understand the risks involved. Neither Pzena Investment Management, Ltd. nor Pzena Investment Management, LLC nor the activities of any functionary with regard to either Pzena Investment Management, Ltd. or Pzena Investment Management, LLC are subject to the provisions of the Financial Services (Jersey) Law 1998.

**For EU Investors Only:** This marketing communication is issued by Pzena Investment Management Europe Limited (“PIM Europe”). PIM Europe (No. C457984) is authorised and regulated by the Central Bank of Ireland as a UCITS management company (pursuant to the European Communities (Undertakings for Collective Investment in Transferable Securities) Regulations, 2011, as amended). PIM Europe is registered in Ireland with the Companies Registration Office (No. 699811), with its registered office at Riverside One, Sir John Rogerson’s Quay, Dublin, 2, Ireland. Past performance is not indicative of future results. The value of your investment may go down as well as up, and you may not receive upon redemption the full amount of your original investment. The views and statements contained herein are those of Pzena Investment Management and are based on internal research.

**For Australia and New Zealand Investors Only:** This document has been prepared and issued by Pzena Investment Management, LLC (ARBN 108 743 415), a limited liability company (“Pzena”). Pzena is regulated by the Securities and Exchange Commission (SEC) under U.S. laws, which differ from Australian laws. Pzena is exempt from the requirement to hold an Australian financial services license in Australia in accordance with ASIC Class Order CO 03/1100 and the transitional relief under ASIC Corporations (Repeal and Transitional) Instrument 2016/396, extended through 31 March 2026 by ASIC Corporations (Amendment) Instrument 2024/497. Pzena offers financial services in Australia to ‘wholesale clients’ only pursuant to that exemption. This document is not intended to be distributed or passed on, directly or indirectly, to any other class of persons in Australia.

In New Zealand, any offer is limited to ‘wholesale investors’ within the meaning of clause 3(2) of Schedule 1 of the Financial Markets Conduct Act 2013 (‘FMCA’). This document is not to be treated as an offer, and is not capable of acceptance by, any person in New Zealand who is not a Wholesale Investor.