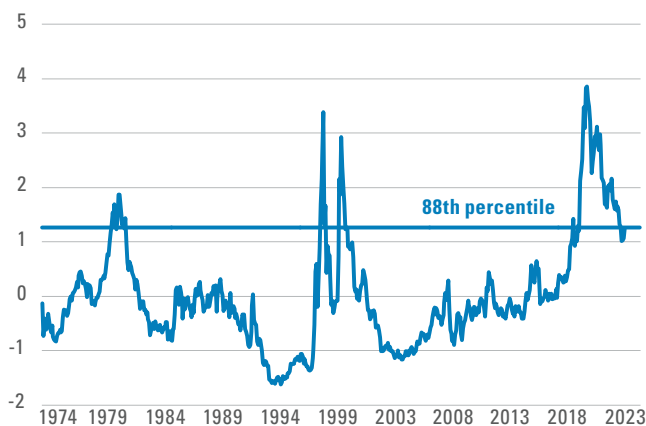


THE CASE FOR INTERNATIONAL VALUE

International value stocks marginally led their growth peers across many regions during 2023. While value is certainly working for intuitive reasons, such as the high interest rate regime across markets, the cohort remains very attractively valued relative to growth. The price-to-book spreads between the cheapest and most expensive quintiles of stocks in non-US developed markets reflect just how far growth stocks ran up during the “easy money” years prior to the pandemic.

Exhibit 1 EAFE Valuation Dispersion Remains Wide

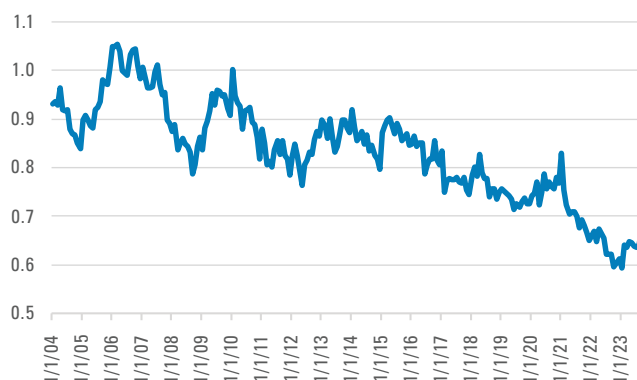


Data through December 31, 2023. Source: Sanford C. Bernstein & Co., Pzena analysis. Dispersion between cheapest and most expensive quintiles based on price to book; equal-weighted data. Universe is the MSCI EAFE

International Value Remains Cheap

Despite the strong performance of international equities in 2023, the valuation disparity between US and non-US equities remains wide. The broad US market is particularly expensive relative to the rest of the world, largely reflecting the well-documented rise of the “Magnificent Seven”¹ in 2023. The relative cheapness of international equities is currently at a historically rare level; on a forward earnings basis, the MSCI EAFE Value Index has only been cheaper than the Russell 1000 Value Index 3% of the time over the past 20 years.²

Exhibit 2 MSCI EAFE Value/Russell 1000 Value (Forward Price to Earnings)

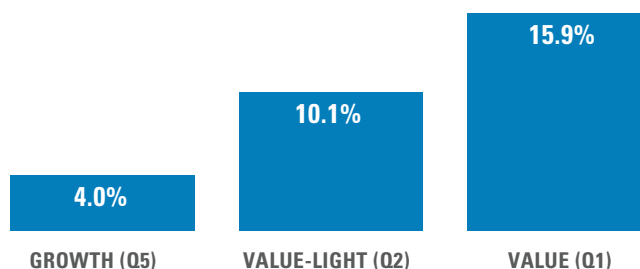


Source: FactSet, Pzena analysis
Forward price/earnings data from January 31, 2004-December 31, 2023

Deep Value Reigns Supreme

Given the compelling opportunity, we believe it is an excellent time to consider allocating to international value. Foregoing investment in non-US markets means passing over idiosyncratic opportunities in a broad investment universe consisting of over 1,500 companies. Additionally, despite a wealth of empirical evidence supporting its track record, some investors are reluctant to embrace value and instead turn to indexing or “value-light” strategies; such strategies may sidestep the most contentious and volatile stocks, but in so doing, sacrifice the core tenets of the value philosophy and the historical performance advantage of value.

Exhibit 3 International Average Rolling 5-Yr Returns (1990-2023)



Source: Kenneth R. French data, Pzena analysis of equal weighted returns from July 1990 through December 2023, segregated by price-to-book quintiles. Universe is developed markets ex-US.

¹Amazon, Apple, Alphabet, Meta Platforms, Microsoft, Nvidia and Tesla
²Source: FactSet, Pzena analysis

The Pzena Advantage

We utilize our proprietary screening tool StockAnalyzer to identify the cheapest 20% of the investment universe, and we subsequently assign research priority to the most interesting companies from that quintile. At the conclusion of our research process, we have an educated estimate of normalized earnings, as well as a thesis for how company management could turn around the business. We build concentrated portfolios of undervalued businesses, which are typically experiencing issues we deem to be temporary.

We believe that our focus on fundamental research, paired with a disciplined process to uncover potential ideas across a broad universe, has contributed to the Pzena International Value strategy's strong long-term performance.

Investment Performance: Pzena International Value Composite

	4Q 2023	YTD	One Year	Three Year	Five Year	Ten Year	Since Inception 11/1/08
Pzena International Value Composite - Gross*	6.4%	19.4%	19.4%	7.6%	9.3%	4.8%	9.1%
Pzena International Value Composite - Net*	6.3%	18.7%	18.7%	7.0%	8.7%	4.3%	8.5%
MSCI EAFE Index**	10.4%	18.2%	18.2%	4.0%	8.2%	4.3%	6.9%
MSCI EAFE Value Index**	8.2%	19.0%	19.0%	7.6%	7.1%	3.2%	6.0%

Returns through December 31, 2023

Past performance is not indicative of future returns. Returns could be impacted, positively or negatively, by currency fluctuations, where applicable.

*Gross rates of return are presented gross of investment management fees and net of the deduction of transaction costs. An investor's actual return will be reduced by investment management fees. Net Returns are derived using a model fee applied monthly to Gross returns. Pzena uses the highest tier fee schedule, excluding performance fees, to illustrate the impact of fees on performance returns. As product fees change, the current highest tier schedule will be in effect.

**The information provided is for equity returns including dividends net of withholding tax rates as calculated by MSCI. All performance numbers are preliminary and subject to change.

DISCLOSURES:

These materials are intended solely for informational purposes. The views expressed reflect the current views of Pzena Investment Management, LLC (“PIM”) as of the date hereof and are subject to change. PIM is a registered investment adviser registered with the United States Securities and Exchange Commission. PIM does not undertake to advise you of any changes in the views expressed herein. There is no guarantee that any projection, forecast, or opinion in this material will be realized. Past performance is not indicative of future results.

All investments involve risk, including loss of principal. The price of equity securities may rise or fall because of economic or political changes or changes in a company’s financial condition, sometimes rapidly or unpredictably. Investments in foreign securities involve political, economic and currency risks, greater volatility and differences in accounting methods. These risks are greater for investments in Emerging Markets. Investments in small-cap or mid-cap companies involve additional risks such as limited liquidity and greater volatility than larger companies. PIM’s strategies emphasize a “value” style of investing, which targets undervalued companies with characteristics for improved valuations. This style of investing is subject to the risk that the valuations never improve or that returns on “value” securities may not move in tandem with the returns on other styles of investing or the stock market in general.

This document does not constitute a current or past recommendation, an offer, or solicitation of an offer to purchase any securities or provide investment advisory services and should not be construed as such. The information contained herein is general in nature and does not constitute legal, tax, or investment advice. PIM does not make any warranty, express or implied, as to the information’s accuracy or completeness. Prospective investors are encouraged to consult their own professional advisers as to the implications of making an investment in any securities or investment advisory services.

For U.K. Investors Only:

This marketing communication is issued by Pzena Investment Management, Limited (“PIM UK”). PIM UK is a limited company registered in England and Wales with registered number 09380422, and its registered office is at 34-37 Liverpool Street, London EC2M 7PP, United Kingdom. PIM UK is an appointed representative of Vittoria & Partners LLP (FRN 709710), which is authorised and regulated by the Financial Conduct Authority (“FCA”). The Pzena documents have been approved by Vittoria & Partners LLP and, in the UK, are only made available to professional clients and eligible counterparties as defined by the FCA.

For EU Investors Only:

This marketing communication is issued by Pzena Investment Management Europe Limited (“PIM Europe”). PIM Europe (No. C457984) is authorised and regulated by the Central Bank of Ireland as a UCITS management company (pursuant to the European Communities (Undertakings for Collective Investment in Transferable Securities) Regulations, 2011, as amended). PIM Europe is registered in Ireland with the Companies Registration Office (No. 699811), with its registered office at Riverside One, Sir John Rogerson’s Quay, Dublin, 2, Ireland. Past performance is not indicative of future results. The value of your investment may go down as well as up, and you may not receive upon redemption the full amount of your original investment. The views and statements contained herein are those of Pzena Investment Management and are based on internal research.

For Australia and New Zealand Investors Only:

This document has been prepared and issued by Pzena Investment Management, LLC (ARBN 108 743 415), a limited liability company (“Pzena”). Pzena is regulated by the Securities and Exchange Commission (SEC) under U.S. laws, which differ from Australian laws. Pzena is exempt from the requirement to hold an Australian financial services license in Australia in accordance with ASIC Corporations (Repeal and Transitional) Instrument 2016/396. Pzena offers financial services in Australia to ‘wholesale clients’ only pursuant to that exemption. This document is not intended to be distributed or passed on, directly or indirectly, to any other class of persons in Australia. In New Zealand, any offer is limited to ‘wholesale investors’ within the meaning of clause 3(2) of Schedule 1 of the Financial Markets Conduct Act 2013 (‘FMCA’). This document is not to be treated as an offer, and is not capable of acceptance by, any person in New Zealand who is not a Wholesale Investor.

For Jersey Investors Only:

Consent under the Control of Borrowing (Jersey) Order 1958 (the “COBO” Order) has not been obtained for the circulation of this document. Accordingly, the offer that is the subject of this document may only be made in Jersey where the offer is valid in the United Kingdom or Guernsey and is circulated in Jersey only to persons similar to those to whom, and in a manner similar to that in which, it is for the time being circulated in the United Kingdom, or Guernsey, as the case may be. The directors may, but are not obliged to, apply for such consent in the future. The services and/or products discussed herein are only suitable for sophisticated investors who understand the risks involved. Neither Pzena Investment Management, Ltd. nor Pzena Investment Management, LLC nor the activities of any functionary with regard to either Pzena Investment Management, Ltd. or Pzena Investment Management, LLC are subject to the provisions of the Financial Services (Jersey) Law 1998.

For South African Investors Only:

Pzena Investment Management, LLC is an authorised financial services provider licensed by the South African Financial Sector Conduct Authority (licence nr: 49029).